

# LITERACY please

thank you for downloading

I genuinely hope you find this resource useful.  
If you have any questions or suggestions  
please feel free to contact me via email:  
[stacy@literacyplease.com](mailto:stacy@literacyplease.com)


## terms of use

This resource is intended for the use of one  
teacher or classroom.

stay connected



front



Fold  
into the  
inside  
of card.

### Assembly instructions

1. Cut along the outside lines.
2. Fold the card so the front is on top.
3. Fold the flower seed piece upward, so it is on the inside of the card.
4. Glue the flower seed piece so it makes an open pocket.
5. Put flower seeds in the pocket.

I loved  
watching  
you **GROW!**



Literacy Please 2021

I will miss you




I loved  
watching  
you **GROW!**




Literacy Please 2021

I will miss you.



I loved  
watching  
you **GROW!**



Literacy Please 2021

I will miss you.

